

PRIVATE PARTICIPATION IN INFRASTRUCTURE DATABASE

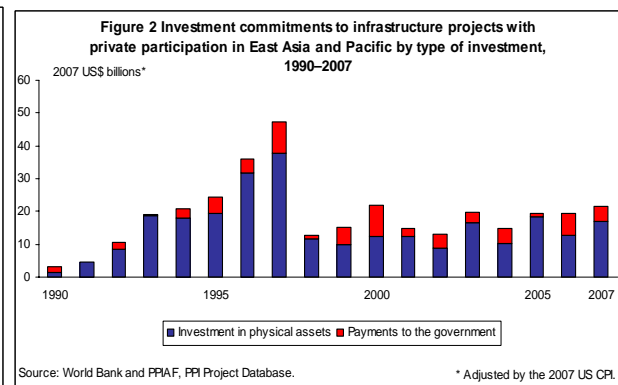
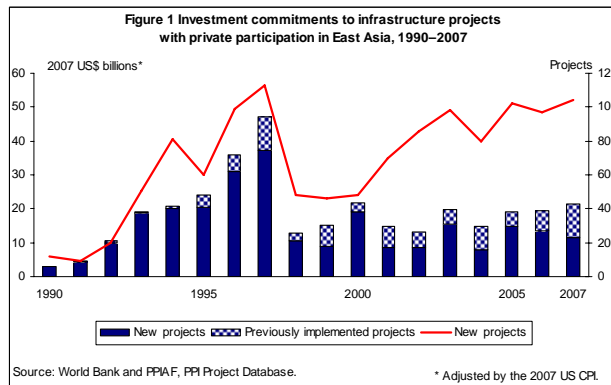
PPI data update note 14

December 2008

Investment commitments in East Asia and Pacific remained stable in 2007

Investment commitments to infrastructure projects with private participation in East Asia and Pacific grew by 11% to US\$21.5 billion in 2007, according to just-released data from the Private Participation in Infrastructure Project Database.¹ The region accounted for 13.6% of the year's total investment commitments in developing countries.

Investment commitments (hereafter, *investment*) in the region, while they have recovered from the low level of US\$12.3 billion in 2002, remained in the US\$19–21 billion range for the third consecutive year. The 2007 level is just 46% of the peak in 1997 (figure 1). Investment in 2007 was driven by both new projects and projects implemented in previous years. The 104 new projects accounted for US\$11.7 billion, while projects reaching financial closure in 1990–2006 attracted US\$9.8 billion. Investment in physical assets amounted to US\$17 billion, returning to a level similar to those in 2003 and 2005 (figure 2). Payments to the government (such as divestiture revenues and spectrum or concession fees) amounted to US\$4.5 billion.



Activity in the region was concentrated in three countries—China, Indonesia, and the Philippines—which represented 80% of investment and 89% of new projects (figure 3). China accounted for 81 of the 104 new projects and 35% of investment in 2007. Indonesia accounted for 8 new projects and 24% of investment, and the Philippines for 4 projects and 20% of investment. The other 20%

This note was produced by Ada Karina Izaguirre, infrastructure specialist, and Alexander Nicholas Jett, consultant, Finance, Economics, and Urban Development Department, Sustainable Development Network, World Bank.

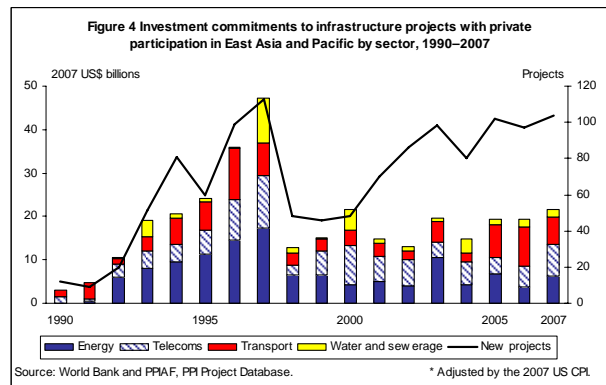
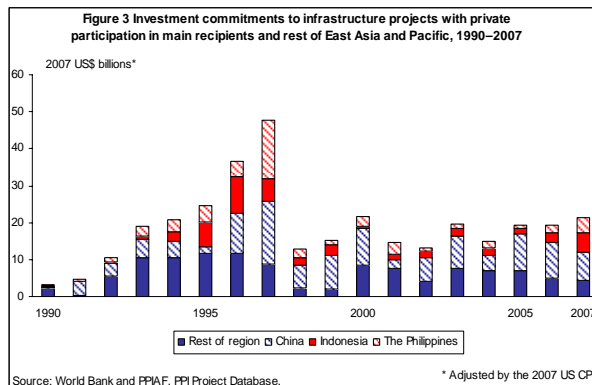
¹ Data on infrastructure projects with private participation include primarily medium-size and large projects as reported by the media and other public sources. Small-scale projects are generally not included because of lack of public information. Additional investments in some projects may have been omitted for the same reason. Barbados, the Czech Republic, Estonia, and Trinidad and Tobago became high-income countries according to the 2007 World Bank country classification (released in July 2007) and are therefore excluded from the PPI Project Database beginning with the 2007 update.

All dollar amounts in this note are expressed in 2007 U.S. dollars adjusted by using the 2007 U.S. consumer price index.

of investment was spread among six countries (Cambodia, Malaysia, Papua New Guinea, Thailand, Vanuatu, and Vietnam).

Greenfield projects (build, own, operate [BOO] and build, operate, transfer [BOT] contracts and merchant projects) were the most common, representing 66 new projects and more than 59% of total investment. Concessions (build, rehabilitate, operate, transfer [BROT] and rehabilitate, operate, transfer [ROT] contracts) accounted for 25 new projects and 9% of investment. Divestitures attracted 32% of investment, directed primarily to previously divested companies, though 12 new divestitures were implemented in 2007. There was only one management contract, for a sewage treatment plant in China.

Activity by sector. Among sectors, telecommunications attracted the most investment in 2007 (35%), followed by transport (29%), energy (29%), and water and sewerage (7%). In energy, investment recovered strongly from the level in 2006, its lowest since 1992, reaching more than US\$6 billion (figure 4). In telecommunications, investment recovered for the second consecutive year, rising from one of its lowest levels, in 2005, to its highest level since 2001. In transport, investment fell from US\$9.2 billion in 2006—its second highest level—to US\$6.2 billion in 2007. In water and sewerage, investment amounted to US\$1.6 billion in 2007, the highest level for the sector in any developing region. Thanks to the activity in China, this sector also had the largest number of new projects (44).



In *energy* five countries implemented new projects (table 1). China signed 28 contracts, involving investment of US\$2 billion. Of these contracts, 16 are for electricity generation (15 wind power plants and 1 waste-to-energy project, with a total capacity of 810 megawatts [MW]). Another 12 are for natural gas distribution, with 4 of these covering service areas with a total population of 1.2 million. Cambodia signed three BOT contracts—for two hydropower plants (313 MW) and an electricity transmission project (302 kilometers [km]). Indonesia began construction of a new, 200-MW coal-fired power plant under a BOO contract. The Philippines finalized the sale of two power plants (the Magat hydroelectric plant and Masbate power plant) and implemented a new coal-fired plant in Cebu Province—projects totaling 573 MW. Vietnam partially divested three power plants and implemented a BOT project for a hydropower plant—projects totaling 660 MW.

In *telecommunications* previously implemented projects attracted investment of US\$6.8 billion, and two new projects US\$696 million, for a total of US\$7.5 billion. The Philippines sold a 6.4% stake in Philippine Long Distance Telephone Company, the largest telecommunications company in the country. The government's stake in the company came about as a result of a Philippine Supreme Court decision concluding that the shares were ill-gotten assets of former President Ferdinand Marcos. The region's other project was a new mobile license in Papua New Guinea.

In *transport* new private activity took place in four countries. China signed 11 contracts involving investment of US\$3.8 billion. Five are BOT contracts for roads, four are for seaports (three BOT contracts and one concession), and the other two are for airports (one BOT contract and one partial divestiture). Indonesia implemented six road projects with US\$1.2 billion in investment. Five are greenfield projects, involving 125 kilometers of new road. The other is the partial

divestiture of PT Jasa Marga (Persero), the Indonesian state-owned road operator. In Malaysia a BOT contract for Kajang-Seremban Highway was implemented. In Vietnam a 50-year BOT contract for a seaport terminal was implemented.

In *water and sewerage* China, Indonesia, and Malaysia implemented new projects. In China 42 projects reached financial closure, involving investment of US\$1.6 billion. Of these contracts, 31 are for treatment plants (21 sewage treatment plants, 7 water treatment plants, and 3 combined water and sewage treatment plants). The other 11 are for water utilities. The 8 utility contracts for which information is available cover concession areas with a total population of 7.6 million. In Indonesia a concession was signed for a water treatment plant in Pangkalpinang City, and in Malaysia a concession for a water treatment plant in Hulu Langat.

Potential projects. The region has at least 25 projects in energy and transport that were awarded in 2007 but did not reach financial or contractual closure before the end of the year. Fourteen of these potential projects are in energy: nine greenfield power plants (three for 1,060 MW in Indonesia, two for 108 MW in Lao PDR, and four for 4,400 MW in Thailand), a new 1,100-km gas pipeline in Indonesia, three power plant divestitures in the Philippines (the 600-MW Masinloc power plant, 600-MW Calaca power plant, and 175-MW Ambuklao-Binga power complex), and a 25-year concession of the Philippine National Transmission Corporation (TransCo) with concession fees of US\$3.95 billion. The other 11 potential projects are in transport: six roads (three in Indonesia, one in Malaysia, and two in Vietnam), four seaports (two in Indonesia, one in Myanmar, and one in Vietnam), and a railway project (Cambodia).

Canceled and distressed projects. The region had no new canceled or distressed projects in 2007. The total number of projects canceled or distressed by 2007 was 65. These contracts represent 5% of all infrastructure projects with private participation, and 11% of investment commitments, in the region in 1990–2007.

Concluded projects. Two projects were concluded in 2007: a 12-year BOT contract for the Malitbog geothermal power plant and a 10-year BOT contract for the Mahanagdong geothermal power plant, both in the Philippines.

Table 1 Infrastructure projects with private participation reaching financial or contractual closure in East Asia and Pacific in 2007

Note: .. = not available; n.a. = not applicable.

Energy										
	Country	Project name	Subsector	PPI type (subtype)	Private equity (%)	Investment commitments (US\$ millions)		Capacity size and type	Contract period (years)	Main sponsors
						Payments to the government	Physical assets			
1	Cambodia	Phnom Penh to Battambang Transmission Line	Electricity	Greenfield project (BOT)	100	0	113.4	302 km	27	Yunnan Southeast-Asia Economy and Technology Investment Industrial Company Ltd. (100%, China)
2	Cambodia	Kamchay Hydropower Station	Electricity	Greenfield project (BOT)	100	0	280	193 MW	44	Sinohydro (100%, China)
3	Cambodia	Stung Atay River Hydropower Station	Electricity	Greenfield project (BOT)	100	0	255.3	120 MW	33	China Yunnan Corporation for International Techno-Economic Cooperation (100%, China)
4	China	Bailingmiao Wind Farm Project	Electricity	Greenfield project (BOT)	100	0	63.42	50 MW	50	Golden State Environment (100%, United States)
5	China	Bayanchuoer Wind Farm Project Phase I	Electricity	Greenfield project (BOT)	25	0	64.47	50 MW	30	Others (25%, ..)
6	China	Datang Ruifeng Datong Wind Farm Project	Electricity	Greenfield project (BOT)	49	0	64.47	50 MW	30	China Light and Power Ltd. (25%, Hong Kong, China), Hydro Tasmania (25%, Australia)
7	China	Datang Ruifeng Xiangyang Wind Farm Project Phase I	Electricity	Greenfield project (BOT)	49	0	0	50 MW	..	China Light and Power Ltd. (25%, Hong Kong, China), Hydro Tasmania (25%, Australia)
8	China	Erliahaote Changfeng Xiehe Wind Farm Project	Electricity	Greenfield project (BOT)	49	0	30.26	21 MW	30	China Windpower Group Limited (49%, China)
9	China	Fuxin United Wind Farm Project	Electricity	Greenfield project (BOT)	50	0	47.96	41 MW	30	China Windpower Group Limited (50%, China)
10	China	Guohua Ruifeng Hekou Wind Farm Project	Electricity	Greenfield project (BOT)	49	0	75	50 MW	20	China Light and Power Ltd. (25%, Hong Kong, China), Hydro Tasmania (25%, Australia)
11	China	Guohua Ruifeng Lijin Wind Farm Project Phase I	Electricity	Greenfield project (BOT)	49	0	65.79	50 MW	20	China Light and Power Ltd. (25%, Hong Kong, China), Hydro Tasmania (25%, Australia)

12	China	Guohua Ruifeng Zhanhua Wind Farm Project Phase I	Electricity	Greenfield project (BOT)	49	0	63.16	50 MW	20	Hydro Tasmania (25%, Australia), China Light and Power Ltd. (25%, Hong Kong, China)
13	China	Huanghua City Wind Farm Project	Electricity	Greenfield project (BOT)	49	0	69.74	50 MW	20	AES Corporation (49%, United States)
14	China	Taipusi Shenhua Xiehe Wind Farm Project	Electricity	Greenfield project (BOT)	50	0	52.24	50 MW	30	China Windpower Group Limited (50%, China)
15	China	Taizhou City Dachen Island Wind Farm Project	Electricity	Greenfield project (BOT)	100	0	33.46	26 MW	50	Shanghai Hupo Energy Technology Company Limited (65%, China), Zhejiang Xingxing Group (35%, China)
16	China	Yangjiang Hailin Island Wind Farm Project Phase I	Electricity	Greenfield project (BOT)	100	0	28.17	22 MW	50	China Light and Power Ltd. (100%, Hong Kong, China)
17	China	Zhenlai County Wind Farm Project Phase I	Electricity	Greenfield project (BOT)	50	0	59.21	50 MW	30	China Windpower Group Limited (50%, China)
18	China	Zhongjieneng Wind Power (Zhangbei) Company Limited	Electricity	Greenfield project (BOT)	40	0	211.18	200 MW	25	Hong Kong Construction (Holdings) Ltd. (40%, Hong Kong, China)
19	China	Gemeng International Energy Company Ltd.	Electricity	Divestiture (partial)	53	0	685	..	n.a.	Korea Electric Power Company (KEPCO) (34%, Korea, Rep. of)
20	China	Dezhou China Gas City Development Company Limited	Natural gas	Greenfield project (BOT)	51	0	28.19	..	30	China Gas Holdings Limited (51%, Hong Kong, China)
21	China	Meizhou City Gas Project	Natural gas	Greenfield project (BOT)	50	0	6.58	..	30	China Gas Holdings Limited (50%, Hong Kong, China)
22	China	Qingdao Xin'ao Jiaocheng Gas Company Limited	Natural gas	Greenfield project (BOT)	100	0	20	..	26	Xiniao Gas Holdings Limited (100%, China)
23	China	Shenyang Sujiatun Gas Project	Natural gas	Greenfield project (BOT)	100	0	65.79	..	30	China Gas Holdings Limited (100%, Hong Kong, China)
24	China	Yulin City Gas Project	Natural gas	Greenfield project (BOT)	60	0	2.63	..	30	China Gas Holdings Limited (60%, Hong Kong, China)
25	China	Baotou City Gas Company	Natural gas	Concession (ROT)	80	19.34	0	..	50	China Gas Holdings Limited (80%, Hong Kong, China)
26	China	Luoyang Xin'an Xin'ao Company Limited	Natural gas	Concession (ROT)	90	0	1.32	..	30	Xiniao Gas Holdings Limited (90%, China)
27	China	Ningbo City Jinzhou District Gas Project	Natural gas	Concession (ROT)	..	0	0	Xiniao Gas Holdings Limited (..%, China)

28	China	Hohhot China Gas City Gas Development Company Ltd.	Natural gas	Concession (BROT)	50	0	105.26	240,000 connections	30	China Gas Holdings Limited (50%, Hong Kong, China)
29	China	Chongqing Yubei District Natural Gas Company Ltd.	Natural gas	Concession (ROT)	97.6	15.13	0	94,000 connections	30	China Gas Holdings Limited (98%, Hong Kong, China)
30	China	Haerbin Zhongqing Gas Company Ltd.	Natural gas	Concession (ROT)	48	62.8	0	890,000 connections	30	China Gas Holdings Limited (48%, Hong Kong, China)
31	China	Taizhou Gas Company	Natural gas	Concession (ROT)	50	0	9.37	17,000 connections	30	China Gas Holdings Limited (25%, Hong Kong, China), SK Corp. (25%, ..)
32	Indonesia	Punagaya Power Plant	Electricity	Greenfield project (BOO)	100	0	200	200 MW	30	Bosowa Corporation (100%, Indonesia)
33	Philippines	Magat Hydroelectric Plant	Electricity	Divestiture (full)	100	530	0	360 MW	n.a.	Aboitiz Equity Ventures (50%, Philippines), SN Power (50%, Norway)
34	Philippines	Masbate Power Generation	Electricity	Divestiture (full)	100	0	0	13 MW	n.a.	DM Consunji Inc. (100%, Philippines)
35	Philippines	Cebu Coal-Fired Power Plant	Electricity	Greenfield project (merchant)	100	0	300	200 MW	..	Korea Electric Power Company (KEPCO) (60%, Korea, Rep. of), Salcon Bhd (40%, Malaysia)
36	Vietnam	Xiaozhong River Hydropower Station	Electricity	Greenfield project (BOT)	..	0	28.68	22 MW	..	China Southern Power Grid Corporation (..%, China)
37	Vietnam	Ba Ria Thermal Power Company	Electricity	Divestiture (partial)	20	12	0	388 MW	n.a.	..
38	Vietnam	Ninh Binh Thermal Power Company	Electricity	Divestiture (partial)	31.8	7.3	0	100 MW	n.a.	..
39	Vietnam	Thac Mo Hydropower Company	Electricity	Divestiture (partial)	20	59	0	150 MW	n.a.	..

Telecommunications

	Country	Project name	Segment	PPI type (subtype)	Private equity (%)	Investment commitments (US\$ millions)		Capacity size and type	Contract period (years)	Main sponsors
						Payments to the government	Physical assets			
1	Papua New Guinea	Digicel Papua New Guinea	Mobile access	Greenfield project (merchant)	100	0	150	Digicel (100%, Bermuda)
2	Philippines	Philippine Long Distance Telephone Company	Fixed and mobile, and long distance	Divestiture (full)	100	546	0	..	n.a.	..

Transport

	Country	Project name	Subsector	PPI type (subtype)	Private equity (%)	Investment commitments (US\$ millions)		Capacity size and type	Contract period (years)	Main sponsors
						Payments to the government	Physical assets			
1	China	Mianyang-Suining Expressway Project	Roads	Greenfield project (BOT)	100	0	348.18	80 km	27	Sichuan Hanlong Group (100%, China)
2	China	Xiannvhu Road	Roads	Greenfield project (BOT)	75	0	45.17	11 km	30	China Water Affairs Group Ltd. (75%, Hong Kong, China)
3	China	Yangshuo-Luzhai Expressway Project	Roads	Greenfield project (BOT)	..	0	493.42	87 km	30	MTD Capital Bhd Group (..%, Malaysia)
4	China	Yibin-Chongqing Expressway Yibin-Luzhou Section Project	Roads	Greenfield project (BOT)	70	0	498.37	80 km	26	Bosideng Corporation (70%, China)
5	China	Fujian Sanming Airport	Airports	Greenfield project (BOT)	60	0	54.95	..	60	Hainan Tongao Group (..%, China), Hong Kong Zhilong Group (..%, Hong Kong, China)
6	China	Inner Mongolia Tianjiagedan Yellow River Bridge Project	Roads	Greenfield project (BOT)	100	0	51.97	..	30	Dongda Mongolia King Group (100%, China)
7	China	Zhenjiang City Xinminzhou Port Phase I	Seaports	Greenfield project (BOT)	100	0	150	New Universe International Group Ltd. (100%, Hong Kong, China)
8	China	Xi'an Xianyang International Airport Company Limited	Airports	Divestiture (partial)	24.5	263.16	0	..	n.a.	Fraport AG (25%, Germany)
9	China	Qingdao New Qianwan Container Terminal Joint Venture	Seaports	Greenfield project (BOT)	59.2	0	1,000	6,000 throughput	50	AP Moller-Maersk Group (16%, Denmark), Pan Asia International Shipping Ltd. (20%, China), Dubai Holding (24%, United Arab Emirates)
10	China	Tianjin Port North Gangchi Container Terminal Phase III	Seaports	Greenfield project (BOT)	49	0	825.72	4,000 throughput	50	PSA Corp (49%, Singapore)
11	China	Yantai Rising Dragon International Container Terminals	Seaports	Concession (ROT)	60	101.56	0	900 throughput	30	International Container Terminal Services Inc. (ICTSI) (60%, Philippines)

12	Indonesia	Jakarta Outer Ring Road Section W1	Roads	Greenfield project (BOT)	100	0	164	10 km	35	Bosowa Corporation (100%, Indonesia)
13	Indonesia	Kanci-Pejagan Toll Road	Roads	Greenfield project (BOT)	92	0	226	54 km	21	PT Bakrie Investindo (80%, Indonesia)
14	Indonesia	Kertosono-Mojokerto Toll Road	Roads	Greenfield project (BOT)	90	0	181	12 km	22	PT Hanurata Coy Ltd. (45%, Indonesia)
15	Indonesia	Makassar Seksi IV Toll Road	Roads	Greenfield project (BOT)	100	0	49	11 km	..	Bosowa Corporation (100%, Indonesia)
16	Indonesia	Surabaya-Mojokerto Toll Road	Roads	Greenfield project (BOT)	84	0	249	37 km	29	PT Marga Nuyasumo Agung (84%, Indonesia)
17	Indonesia	PT Jasa Marga (Persero) Tbk	Roads	Divestiture (partial)	30	371.9	0	496 km	n.a.	Others (30%, ..)
18	Malaysia	Kajang-Seremban Highway	Roads	Greenfield project (BOT)	100	0	272	44 km	33	Antah Holdings Bhd (AHB) (50%, Malaysia), IJM Corporation Berhad (50%, Malaysia)
19	Vietnam	Saigon International Terminals Vietnam Ltd.	Seaports	Greenfield project (BOT)	100	0	267	..	50	Saigon Investment Construction & Commerce Co. Ltd. (30%, Vietnam), Hutchison Whampoa Ltd. (70%, Hong Kong, China)

Water and sewerage

	Country	Project name	Subsector	PPI type (subtype)	Private equity (%)	Investment commitments (US\$ millions)		Capacity size and type	Contract period (years)	Main sponsors
						Payments to the government	Physical assets			
1	China	Baotou City Wanshuiquan District Wastewater Treatment Project	Treatment plants	Greenfield project (BOT)	100	0	52.63	200,000 cubic meters per day	30	Dalian Dongda Environmental Engineering Co. Ltd. (100%, China)
2	China	Beijing No. 10 Water Plant A	Treatment plants	Greenfield project (BOT)	50	0	197.37	500,000 cubic meters per day	23	Golden State Environment (50%, United States)
3	China	Binzhou City Nanhai Water Supply Project	Treatment plants	Greenfield project (BOT)	60	0	9.47	50,000 cubic meters per day	30	George Malaysia Berhad (60%, Malaysia)
4	China	Daming County Wastewater Treatment Plant Phase I	Treatment plants	Greenfield project (BOT)	100	0	6.26	20,000 cubic meters per day	30	Golden State Environment (100%, United States)

5	China	Dezhou City Xiajin Water Supply Project	Treatment plants	Greenfield project (BOT)	100	0	13.47	104,000 cubic meters per day	28	Hyflux (100%, Singapore)
6	China	Fengxiang County Wastewater Treatment Project	Treatment plants	Greenfield project (BOT)	100	0	7.5	20,000 cubic meters per day	26	Zhongxing Telecom (100%, China)
7	China	Foshan City Wastewater Treatment Project	Treatment plants	Greenfield project (BOT)	100	0	7.89	50,000 cubic meters per day	23	Bio-Treat Technology Ltd. (100%, China)
8	China	Guanyun County Water Supply and Wastewater Treatment Plant	Treatment plants	Greenfield project (BOT)	100	0	16.75	80,000 cubic meters per day	30	Hyflux (100%, Singapore)
9	China	Hu County Wastewater Treatment and Recycling Project	Treatment plants	Greenfield project (BOT)	100	0	12.89	60,000 cubic meters per day	30	Beijing Sound Environment Industry Group (100%, China)
10	China	Lankao County Wastewater Treatment Plant	Treatment plants	Greenfield project (BOT)	100	0	4.34	25,000 cubic meters per day	18	Anhui Guozhen Environmental Protection Science & Technology Co., Ltd. (100%, China)
11	China	Lujiang County Urban Wastewater Treatment Plant Project	Treatment plants	Greenfield project (BOT)	100	0	0	20,000 cubic meters per day	25	Anhui Daliang Real Estate Company Ltd. (..%, China), Lujiang County Changfa Real Estate Development Company Ltd. (..%, China)
12	China	Nanjing Jiangning City North Wastewater Treatment Plant	Treatment plants	Greenfield project (BOT)	100	0	14.47	120,000 cubic meters per day	25	Asia Environment Holdings Limited (100%, Singapore)
13	China	Suizhou City Urban Wastewater Treatment Plant Phase I	Treatment plants	Greenfield project (BOT)	100	0	6.58	50,000 cubic meters per day	22	Suizhou City Yulong Water Supply Company Ltd. (100%, China)
14	China	Taizhou City North Wastewater Treatment Plant	Treatment plants	Greenfield project (BOT)	100	0	7.24	80,000 cubic meters per day	30	Golden State Environment (100%, United States)
15	China	Wangcheng County Wastewater Treatment Plant Stage I	Treatment plants	Greenfield project (BOT)	100	0	17.1	40,000 cubic meters per day	27	Asia Environment Holdings Limited (100%, Singapore)
16	China	Muhu City Tianmenshan Wastewater Treatment Plant Phase I	Treatment plants	Greenfield project (BOT)	100	0	9.21	60,000 cubic meters per day	25	Anhui Guozhen Environmental Protection Science & Technology Co., Ltd. (100%, China)
17	China	Xi'an City Chang'an District Wastewater Treatment Project	Treatment plants	Greenfield project (BOT)	100	0	17.63	100,000 cubic meters per day	25	Beijing Sound Environment Industry Group (100%, China)

18	China	Xianning City Wenquan Wastewater Plant	Treatment plants	Greenfield project (BOT)	100	0	5.47	60,000 cubic meters per day	25	Beijing Sound Environment Industry Group (100%, China)
19	China	Xinmin Wastewater Treatment Plant	Treatment plants	Greenfield project (BOT)	100	0	13.55	60,000 cubic meters per day	30	Dayen Environmental Ltd. (100%, Singapore)
20	China	Yongshun County Wastewater Treatment Plant	Treatment plants	Greenfield project (BOT)	100	0	7.3	30,000 cubic meters per day	30	Easen International Company Ltd. (.%, United States), Grupo Tradebe (.%, Spain)
21	China	Zhaoan County Wastewater Treatment Plant	Treatment plants	Greenfield project (BOT)	100	0	8.55	60,000 cubic meters per day	30	Grupo Tradebe (.%, Spain), Easen International Company Ltd. (.%, United States)
22	China	Suqian City Yanghe Wastewater Treatment Plant	Treatment plants	Management contract	100	0	0	10,000 cubic meters per day	3	Anhui Guozhen Environmental Protection Science & Technology Co., Ltd. (100%, China)
23	China	China Water Affairs Investment Co. Ltd.	Treatment plants	Divestiture (partial)	19.4	23.03	0	3,300,000 cubic meters per day	n.a.	China Water Affairs Group Ltd. (20%, Hong Kong, China)
24	China	Guangdong Xinhui Water Affairs Co., Ltd.	Treatment plants	Divestiture (partial)	39.9	9.7	0	235,000 cubic meters per day	n.a.	China Water Affairs Group Ltd. (40%, Hong Kong, China)
25	China	Jining Haiyuan Water Co., Ltd.	Treatment plants	Concession (ROT)	70	1.32	3.95	30,000 cubic meters per day	29	China Water Industry Group Limited (70%, Hong Kong, China)
26	China	Nanjing City North Wastewater Treatment Plant	Treatment plants	Concession (ROT)	100	65.79	0	300,000 cubic meters per day	30	Golden State Environment (100%, United States)
27	China	Suzhou City Five Wastewater Treatment Plants	Treatment plants	Concession (ROT)	100	59.21	0	360,000 cubic meters per day	25	Australia Sun A Pty Ltd. (30%, Australia), Salcon Bhd (70%, Malaysia)
28	China	Yangzhong City Water Company	Treatment plants	Concession (ROT)	75	6.45	0	75,000 cubic meters per day	25	Golden State Environment (75%, United States)
29	China	Yichun City Water Supply Co., Ltd.	Treatment plants	Concession (ROT)	51	3.95	0	100,000 cubic meters per day	30	China Water Industry Group Limited (51%, Hong Kong, China)
30	China	Zhoukou City Water Affairs Group Ltd.	Treatment plants	Concession (ROT)	60	6.58	0	30,000 cubic meters per day	30	China Water Affairs Group Ltd. (60%, Hong Kong, China)
31	China	Huangpi Sewerage Collection Network Project	Utilities	Greenfield project (BOT)	100	0	43.42	..	20	Asia Water Technology (100%, Singapore)

32	China	Yidu Wastewater Treatment Project	Utilities	Greenfield project (BOT)	..	0	8.26	..	25	Jiangsu Weide Environmental Technologies Company Ltd. (..%, China)
33	China	Linyi Hedong Water Co., Ltd.	Treatment plants	Concession (ROT)	60	5.92	0	..	30	China Water Industry Group Limited (60%, Hong Kong, China)
34	China	Xuyi County Water Supply Company	Utilities	Concession (ROT)	100	5.21	0	..	30	Golden State Environment (100%, United States)
35	China	Jinzhou Water Affairs Group Co., Ltd.	Utilities	Divestiture (partial)	51	30.7	0	880,000 people	n.a.	China Water Affairs Group Ltd. (51%, Hong Kong, China)
36	China	Danzhou City Water Distribution Network Project	Utilities	Concession (ROT)	100	4.47	0	210,000 people	30	China Water Industry Group Limited (100%, Hong Kong, China)
37	China	Gaoan City Water Affairs Group Ltd.	Utilities	Concession (ROT)	60	13.16	0	830,000 people	30	China Water Affairs Group Ltd. (60%, Hong Kong, China)
38	China	Haikou City No. 1 Water Affairs Company Limited	Utilities	Concession (ROT)	49	122.82	0	800,000 people	30	Veolia Environnement (49%, France)
39	China	Hanzhong City Xingyuan Water Supply Company Ltd.	Utilities	Concession (ROT)	100	13.59	0	280,000 people	25	InterChina Holdings (100%, Hong Kong, China)
40	China	Huangpi Water Supply Facilities	Utilities	Concession (ROT)	70	0	110.53	1,130,000 people	30	Asia Water Technology (70%, Singapore)
41	China	Lanzhou City Water Supply Group	Utilities	Concession (ROT)	45	206.6	18.4	1,730,000 people	30	Veolia Environnement (45%, France)
42	China	Tianjin City North Water Affairs Company Limited	Utilities	Concession (ROT)	49	286.8	119.7	1,750,000 people	30	Veolia Environnement (49%, France)
43	Indonesia	Pangkalpinang City Water Treatment Plant	Treatment plants	Concession (BROT)	70	0	0	12 cubic meters per day	20	Darco (70%, Singapore)
44	Malaysia	Sungai Lolo Water Treatment Plant	Treatment plants	Concession (ROT)	100	0	0	..	28	Puncak Niaga Holdings Berhad (83%, Malaysia)